

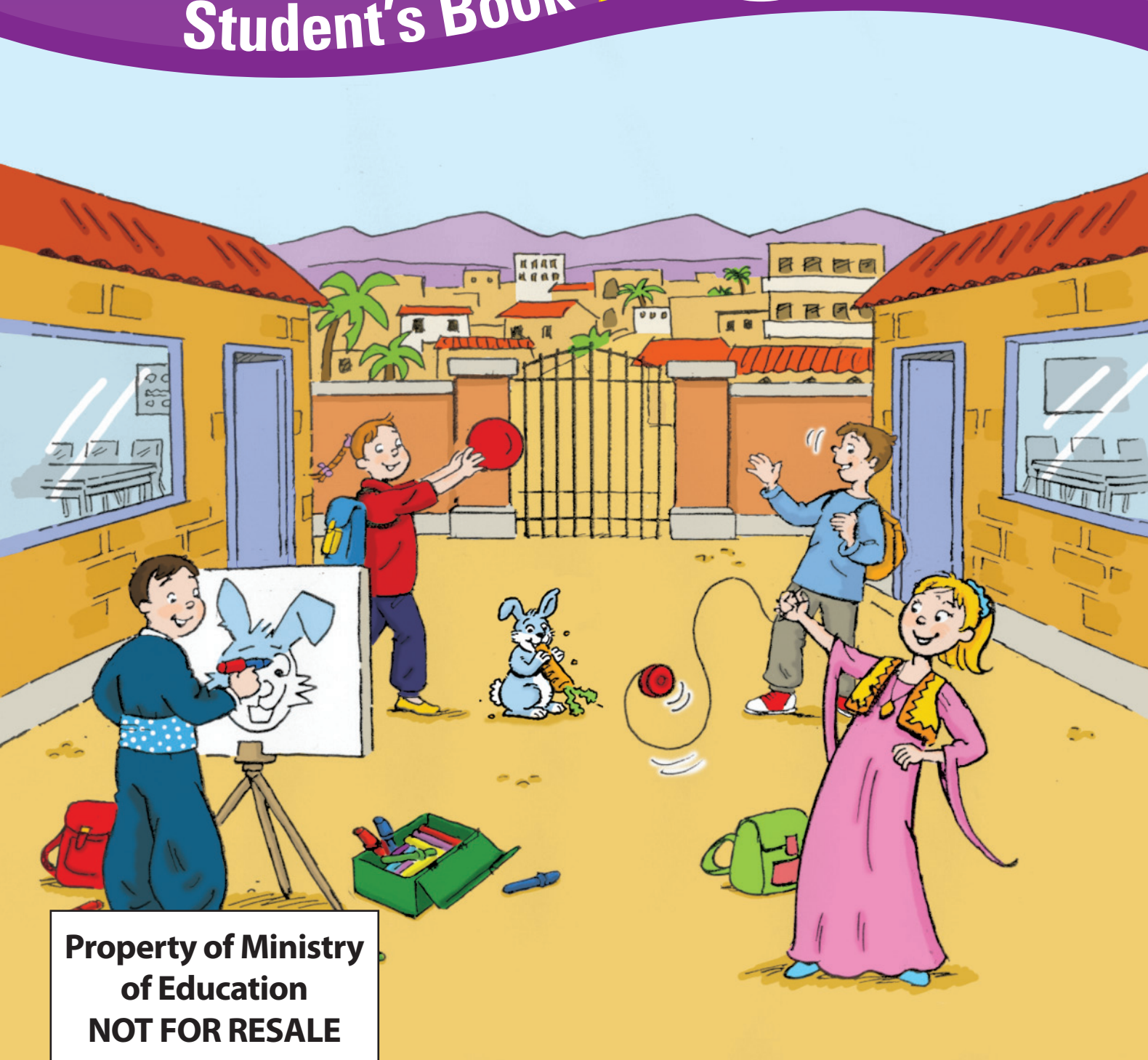


Kurdistan Regional Government
Council of Ministers
Ministry of Education

Sunrise

3

Student's Book



Property of Ministry
of Education
NOT FOR RESALE

Map of the book

	Topic	Main language	Vocabulary	Pronunciation and spelling
Unit 1	Review	Review of level 2 Alphabet, verb <i>to be</i> , verb <i>to have</i> , greetings	Review of level 2: colours, possessions, numbers	Review of letters <i>a–m</i>
Unit 2	Review	Review of level 2 Present continuous	Review of level 2: verbs, animals, numbers, activities	Review of letters <i>n–z</i>
Unit 3	Jobs	Verb to be: affirmative <i>I'm/You're/He's a doctor.</i> <i>We're/They're firefighters.</i>	<i>doctor, nurse,</i> <i>teacher, policeman,</i> <i>chef, firefighter</i>	<i>/ɒ/</i> <i>doctor, orange,</i> <i>box, yoghurt, doll,</i> <i>top</i>
Unit 4	Happy or sad?	Verb to be: negative Verb to be + adjective <i>He's happy/He isn't sad.</i>	<i>tall, short, happy,</i> <i>sad, old, young,</i> <i>big, small</i>	<i>/ʌ/</i> <i>jug, up, duck, nut,</i> <i>umbrella, young</i>
Unit 5	Transport?	Verb to be Inverted questions <i>Is it big/small?</i> <i>Yes, it is./No, it isn't.</i>	<i>boat, car, bus,</i> <i>plane, van, train</i>	<i>/eɪ/</i> <i>train, plane, gate,</i> <i>grey, they</i>
Revision 1 (units 3–5)				
Unit 6	School things	There is .../There are ... <i>There is a pen.</i> <i>There are twenty-two</i> <i>pencils.</i>	<i>pen, pencil, eraser,</i> <i>ruler, notebook,</i> <i>crayon</i> <i>Numbers 20–30</i>	<i>/ʊ/</i> <i>notebook,</i> <i>look, goodbye,</i> <i>goodnight</i>
Unit 7	Furniture	Where...? questions Prepositions <i>Where is the pencil?</i> <i>It's in/on/under the box.</i>	<i>chair, table, sofa,</i> <i>desk, lamp, bed</i>	<i>/e/</i> <i>desk, bed, pen,</i> <i>pencil, leg, insect</i>
Unit 8	Animals	Verb to have: affirmative <i>I/You/We/They have a cat.</i> <i>He/She/It has a horse.</i>	<i>cow, horse, sheep,</i> <i>goat, cat, dog</i>	<i>/iː/</i> <i>teacher,</i> <i>policeman, queen,</i> <i>three, sheep, green</i>
Revision 2 (units 6–8)				
Unit 9	Activities at home	Present continuous affirmative: He/She/It <i>He's reading.</i> <i>She's talking.</i> <i>It's eating.</i>	<i>read, talk, look,</i> <i>write, eat, drink</i>	<i>/ɪ/</i> <i>reading, talking,</i> <i>looking, writing,</i> <i>eating, drinking</i>

	Topic	Main language	Vocabulary	Pronunciation and spelling
Unit 10	Activities outside	Present continuous negative: He/She/It <i>He isn't running.</i>	<i>run, jump, walk, ride a horse, listen, sing</i>	/aɪ/ <i>write, firefighter, kite, tiger, ride</i>
Unit 11	Food	Present continuous negative: They <i>They're eating sandwiches. They aren't drinking water.</i>	<i>biscuits, kebabs, pizza, chips, ice cream, sandwiches</i>	/tʃ/ <i>chips, chair, teacher</i> /ʃ/ <i>sheep, shirt, she</i>
Revision 3 (units 9-11)				
Unit 12	Parts of the body	Present continuous questions: Is he/she/it ... <i>Is he reading a book? Yes, he is./No, he isn't.</i>	<i>hand, arm, leg, foot, head, neck</i>	double letters: <i>foot, feet, happy, egg, apple, rabbit, umbrella</i>
Unit 13	Drinks	Present continuous questions: Are you/Are they...? <i>Are they drinking tea? Yes, they are./No, they aren't.</i>	<i>milk, tea, coffee, water, lemonade, orange juice</i>	/ɪ/ <i>listen, milk, big, fig, zip, window</i>
Unit 14	Clothes	Present continuous questions: What is/are...? Are they ...? <i>What are you doing? What is he wearing? Are they wearing...?</i>	<i>shirt, trousers, T-shirt, shoes, skirt, trainers</i>	/ʃ/ <i>shirt, shoes, sheep</i> /sk/ <i>desk, skirt, ask</i>
Revision 4 (units 12-14)				
Unit 15	My family	Possessive adjectives: my/your/our/ <i>This is our house.</i>	<i>mother, father, sister, brother, grandmother, grandfather, aunt, uncle</i>	/ə/ <i>mother, father, doctor, listen, sofa, kitten</i>
Unit 16	Possessions	Possessive adjectives: his/her/their <i>His watch is big.</i>	<i>watch, bag, bicycle, CD, magazine, mobile phone</i>	/æ/ <i>bag, magazine, kebab, sandwich, cat, van</i>
Unit 17	Talking about days	What day? and What time? questions <i>What day is it? It's Tuesday. What time is it? It's six o'clock.</i>	<i>Saturday, Sunday, Monday, Tuesday, Wednesday, Thursday, Friday</i>	/θ/ <i>Thursday, three, thirteen, thank you</i> /ð/ <i>this, that, these, those</i>
Revision 5 (units 15-17)				
Unit 18	Review all units	Review: all language from Sunrise 3	Review: all vocabulary from Sunrise 3	Review: all pronunciation and spelling from Sunrise 3

Unit 1 Lesson 1

1 Point, ask and say.



What is it?

It's a duck.

2 Play a game.



What colour is it?

It's blue.

Is it a cap?

No, it isn't.


Is it a hat?

Yes, it is.



Unit 1 Lesson 2

1 Listen and read. Say.



2 Choose objects. Point and say.



I have a car.



She has an apple.



He has a cat.

Unit 1 Lesson 3

1 Listen, point and sing.

A B C D E F G

A, B, C, D and E,
Sing the alphabet with me,
F, G, H, I, J, K,

H I J K

Sing the alphabet today!

L M N

L, M, N, O and P,

Sing the song and be happy!

O P Q

Q, R, S, T and U,

You can sing the alphabet too!

R S

It's so easy, here's the end,

V, W, X, Y and Z.

T U V W X Y Z

2 Listen and repeat. Practise with B-K.

A

ant

3 Spell.




Spell ant.

A-N-T




Unit 2 Lesson 1

1 Listen, point and say.



2 Count and write. Ask and answer.




How many bananas are there?

There are ten bananas.



Unit 2 Lesson 2

1 Listen and read. Say.



2 Read, listen and say.

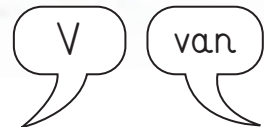
What are you doing?
I'm washing my face.
Splash, splash, splash, splash,
Look at me! It's great!

What are you doing?
I'm cleaning my teeth.
Up, down, up, down,
My teeth are very clean!






Unit 2 Lesson 3

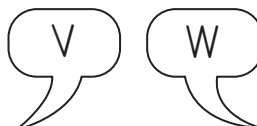
1 Listen and repeat. Practise with L-Z.



2 Point, ask and answer.



3 Play a game.



Unit 3 Lesson 1

1 Listen and say.

①



doctor

②



nurse

③



teacher

④



policeman

⑤



chef

⑥



firefighter

2 Play a game.



A chef!

Yes!



Unit 3 Lesson 2

1 Listen and read. Say.



2 Choose, write and say.



Unit 3 Lesson 3

1 Listen and repeat. Then circle and say.

doctor orange box yoghurt doll top

2 Add punctuation.

- 1 She's a nurse.
- 2 I'm a teacher.
- 3 They're doctors.
- 4 You're a firefighter.




3 Listen and sing.




You're a policeman and he's a chef,
I'm a doctor in a hospital! Great!
She's a teacher! She's in a school!
And they're firefighters! Wow! That's cool!

Unit 4 Lesson 1

1 Listen and say.



2 Say and point.






He's tall.

A

Yes.

Unit 4 Lesson 2

1 Listen and read. Say.



2 Listen, read and say.

I'm happy, you're happy,
He's happy too!
We're happy, they're happy,
Yes, that's good!

I'm not sad, you aren't sad,
He isn't sad today.
We aren't sad, they aren't sad,
It's happy time! Hooray!



Unit 4 Lesson 3

1 Listen and repeat. Then circle and say.

jug up duck nut umbrella young

2 Add punctuation.

1 You aren't tall.

3 They aren't happy.

2 I'm not old.

4 It isn't small.

3 Follow the lines. Say.

1 I	happy.
2 You	sad.
3 He	short.
4 She	tall.
5 We	young.
6 They	old.

You're happy.



Unit 5 Lesson 1

1 Listen and say.

①



boat

②



car

③



bus

④



plane

⑤



van

⑥



train

2 Say and point.



The bus is big.



The car isn't old.

Unit 5 Lesson 2


1 Listen and read. Say.



2 Listen and point.



Are they big?
Yes, they are.




Unit 5 Lesson 3


1 Listen and repeat. Then circle and say.

train plane gate grey they

2 Listen and read. Then write numbers.



3 Listen, read and sing.



Revision 1

1 Play.



Is he a doctor?

Yes, he is.

Is he short?

No, he isn't.

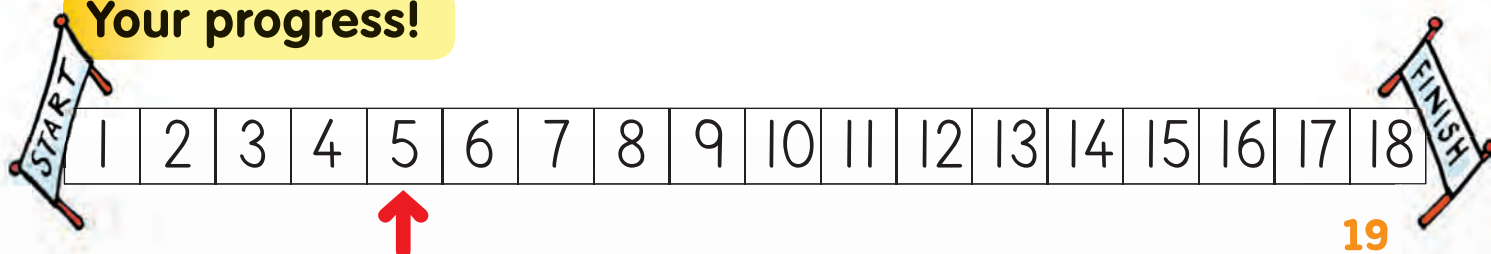
Is he sad?

Yes, he is.

Number 3.


That's right.

Your progress!




Unit 6 Lesson 1

1 Listen and say.






2 Count and say.



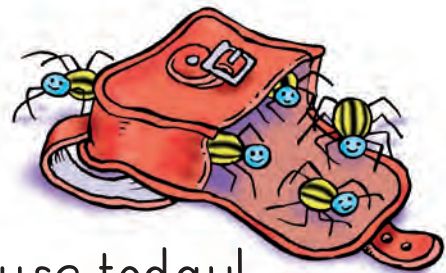
Unit 6 Lesson 2

1 Listen and read. Say.



2 Read, listen and say.

There's a spider in my bag!
It's blue and yellow and black!
There are lots of spiders in my house today!
Go away, spiders! Go away!



There are two frogs on my bed!
They're green and orange and red!
There are lots of frogs in my house today!
Go away, big frogs! Go away!

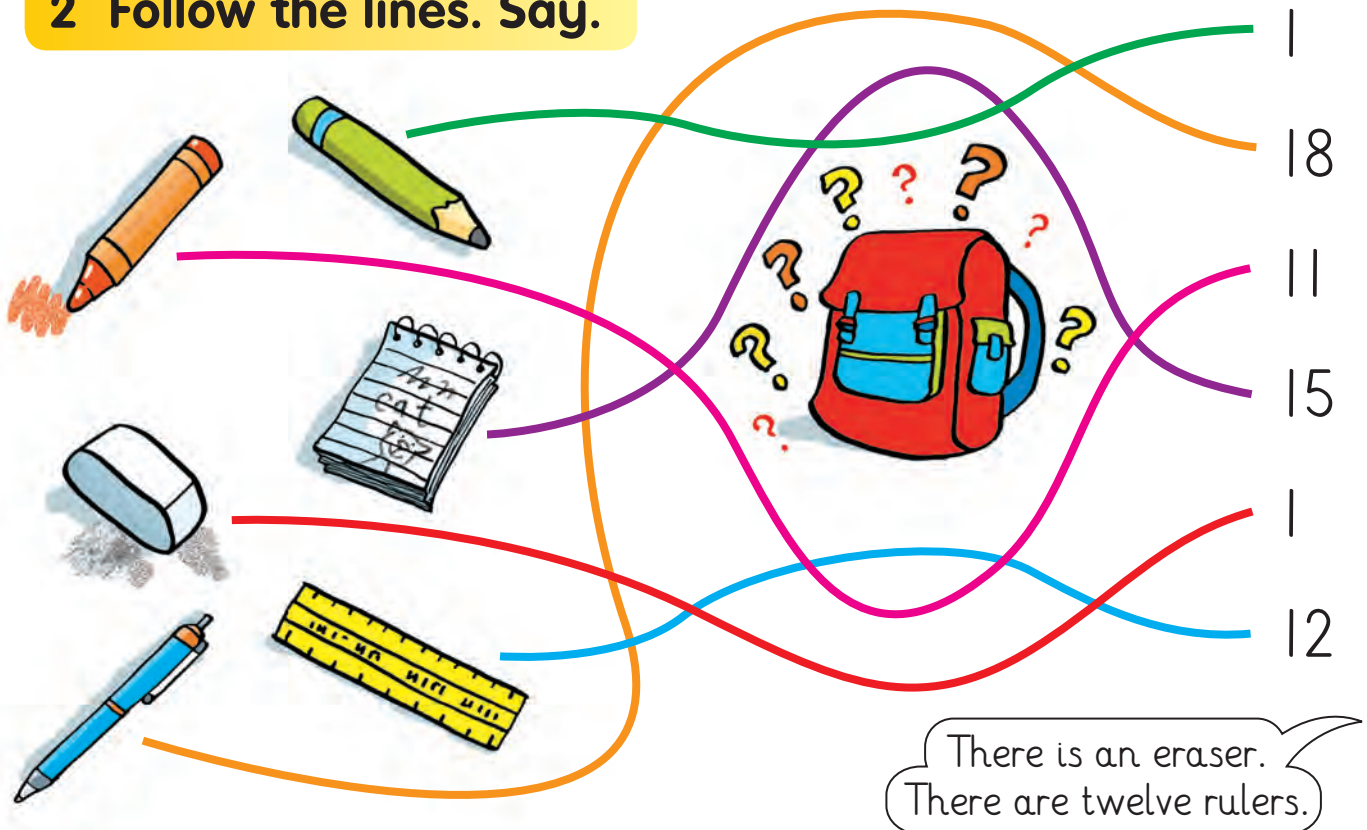


Unit 6 Lesson 3

1 Listen and repeat. Then circle and say.

notebook look goodbye goodnight

2 Follow the lines. Say.



3 Look at the picture in 2. Choose.

- | | | |
|---------|-----|-----------------|
| 1 There | is | eighteen pens. |
| | are | |
| 2 There | is | a pencil. |
| | are | |
| 3 There | is | eleven crayons. |
| | are | |
| 4 There | is | an eraser. |
| | are | |

Unit 7 Lesson 1

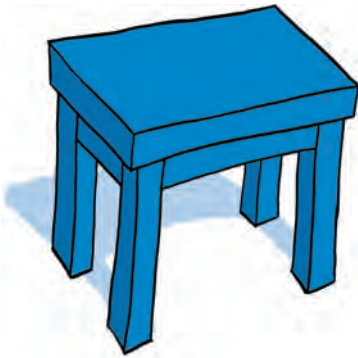
1 Listen and say.

①



chair

②



table

③



sofa

④



desk

⑤



lamp

⑥



bed

2 Play a game.



It's blue.



The table.

That's right.



Unit 7 Lesson 2


1 Listen and read. Say.



2 Point, ask and answer.



on the box



in the box



under the box

Where's Lucky?

He's under the sofa.

Unit 7 Lesson 3

1 Listen and repeat. Then circle and say.


desk bed pen pencil leg insect

2 Play a game.





3 Listen, read and sing.

Where's Lucky Rabbit?
I don't know.
Is he at home?
No, no, no!
Is he at school?
Yes, yes, yes!
Where's Lucky Rabbit?
He's on my desk!




Unit 8 Lesson 1

1 Listen and say.



2 Play a game.




Unit 8 Lesson 2

1 Listen and read. Say.



2 Listen, point and say.

I have a cat,
You have a cow,
He has a monkey and a mouse.
She has a sheep,
They have a horse,
We have fun in my house!



Unit 8 Lesson 3

1 Listen and repeat. Then circle and say.

teacher policeman queen three sheep green

2 Add punctuation.

- 1 She has two oranges.
- 2 They have three dolls.
- 3 We have two tops.
- 4 I have four dogs.

3 Follow the lines and say.



I have an orange.

Revision 2

1 Look, cover and say.



There are two pens.

Where are the pens?

They're on the desk.

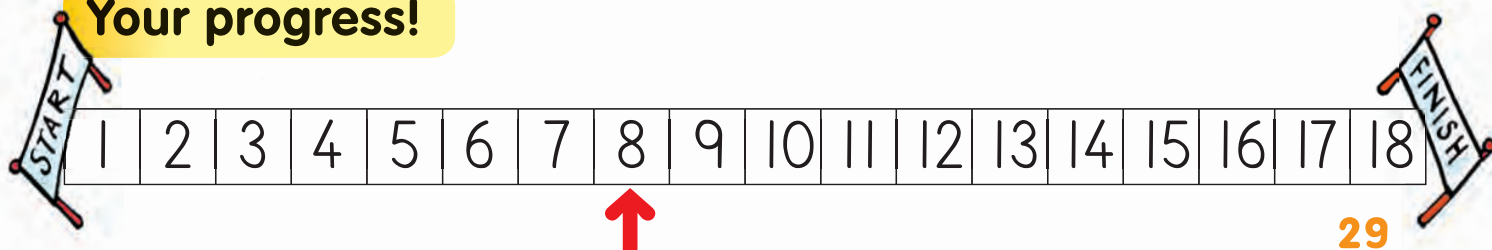
2 Choose an animal. Play a game.



I have a cat.
You have a dog.
He has a frog.



Your progress!



Unit 9 Lesson 1

1 Listen and say.

①



read

②



talk

③



look

④



write

⑤



eat

⑥



drink

2 Read. Play a game.

Read a book.

Look at Jack.

Talk to Lucky.

Write your name.

Eat an apple.

Drink a juice.



Unit 9 Lesson 2

1 Listen and read. Say.



2 Read and point.

He's eating.


She's reading.

It's looking.

He's talking.

She's writing.

It's drinking.



Unit 9 Lesson 3

1 Listen and repeat. Then circle and say.

reading

talking

looking

writing

eating

drinking

2 Listen and find.



3 Listen and sing.

I'm reading a book. It's fun, fun, fun.

I'm sitting in the sun, sun, sun.

She's eating ice cream. It's fun, fun, fun.

She's sitting in the sun, sun, sun.

I'm with my friends. It's fun, fun, fun.

It's very nice in the sun, sun, sun.



Unit 10 Lesson 1

1 Listen and say.



2 Play a game.




He's riding a horse.

Number 4!



Unit 10 Lesson 2

1 Listen and read. Say.



2 Listen, point and say.

He isn't running,
He isn't walking.
He's singing a happy song. Look!
She isn't talking,
She isn't riding,
She's reading a picture book!



Unit 10 Lesson 3

1 Listen and repeat. Then circle and say.

write firefighter kite tiger ride

2 Add punctuation.

- 1 He's jumping.
- 2 She isn't walking.
- 3 He isn't eating.
- 4 She's running.

3 Point and say.



run jump

It isn't running.

It's jumping.



ride a horse listen



walk sing

Unit 11 Lesson 1

1 Listen and say.

①




biscuits

②



kebabs

③



pizza

④



chips

⑤



ice cream

⑥



sandwiches

2 Play a game.



2 and 3

Kebabs and pizza.



Unit 11 Lesson 2

1 Listen and read. Say.



2 Say, guess and point.



They aren't sleeping.
They aren't drinking.
They aren't jumping.

Well done.

They're eating.

Unit 11 Lesson 3

1 Listen and repeat. Then circle and say.

chips chair teacher sheep shirt she

2 Choose.



They're
They aren't

eating pizza.



We're
We aren't

running.



You're
You aren't

singing.

3 Listen and sing.

I'm eating biscuits, you're eating chips,
They're eating ice cream and sandwiches,
We're eating different things but it's OK,
We aren't saying, 'Do things my way',
We're different and we're happy and
we're good friends!



Revision 3

1 Make number cards. Play a game.

1

2







3

4

5

6



	I	am not	eating	kebabs.
	You	aren't	drinking	milk.
	He	isn't	listening to	music.
	She	isn't	reading	a book.
	We	aren't	riding	a horse.
	They	aren't	talking	to my friends.

1 Take a number card.

2 Choose words.

3 Make a correct sentence and win a point!

Your progress!



1 2 3 4 5 6 7 8 9 10 11 12 13 14 15 16 17 18




39



Unit 12 Lesson 1

1 Listen and say.



2 Say and act.




Touch your head.



Unit 12 Lesson 2

1 Listen and read. Say.



2 Read, listen and say.

Jack is at home,
He's in his room.
Is he reading a book?
No, he isn't. Look!
Is he playing the guitar?
Yes, he is! He's a star!



Unit 12 Lesson 3

1 Listen and repeat. Then circle and say.

foot feet happy egg apple rabbit umbrella

2 Add punctuation.



Is he walking?

No he isn't.
He's jumping.

3 Read and match.



- 1 Is he singing?
- 2 Is he playing the guitar?
- 3 Is she washing her hands?
- 4 Is she reading a book?



- No, she isn't.
- No, he isn't.
- Yes, she is.
- Yes, he is.

Unit 13 Lesson 1

1 Listen and say.

①



milk

②



tea

③



coffee

④



lemonade

⑤



orange juice

⑥



water

2 Play a game.




Tea, water, orange juice.

That's right!



Unit 13 Lesson 2

1 Listen and read. Say.



2 Choose.

1 Are they running?



Yes, they are.
No, they aren't.

2 Are they walking?



Yes, they are.
No, they aren't.

3 Are they swimming?



Yes, they are.
No, they aren't.

Unit 13 Lesson 3

1 Listen and repeat. Then circle and say.

listen milk big fig zip window

2 Point, ask and answer.



Are you reading?

Yes, I am.



Are they talking?

No, they aren't.


3 Listen, read and sing.

All the little rabbits are crazy today!
Are they eating grass?
No, they aren't. No way!
Are they making music?
Yes, they are! That's fun!
All the little rabbits are playing drums!



Unit 14 Lesson 1

1 Listen and say.



2 Play a game.




They're blue.

The trousers.

That's right.

Unit 14 Lesson 2

1 Listen and read. Say.



2 Read, listen and say.

What is he wearing?
He's wearing a big white hat.
He's a chef.
Yes, I'm sure of that!

What are they wearing?
They're wearing nice black caps.
They're policemen.
Yes, I'm sure of that!



Respect authority.

Unit 14 Lesson 3

1 Listen and repeat. Then circle and say.

shirt shoes sheep desk skirt ask

2 Match.



1 What are they wearing?

Yes, he is.

2 Is she wearing trousers?

They're wearing trainers.

3 Is he wearing a cap?

Yes, they are.

4 Are they wearing T-shirts?

No, she isn't.

3 Ask and answer about the boy and girl in Activity 2.

Is he wearing trousers?

Yes, he is.

Revision 4 A Secret Message!

1 Write the questions and match the answers.

Is reading ? he book a
1 _____

wearing is What ? she
4 _____

they Are ? jumping
2 _____

wearing are What
? they
5 _____

is What wearing ? he
3 _____

They're wearing blue trousers. **O**

He's wearing brown shoes. **L**

Yes, they are. **E**

No, he isn't. **H**

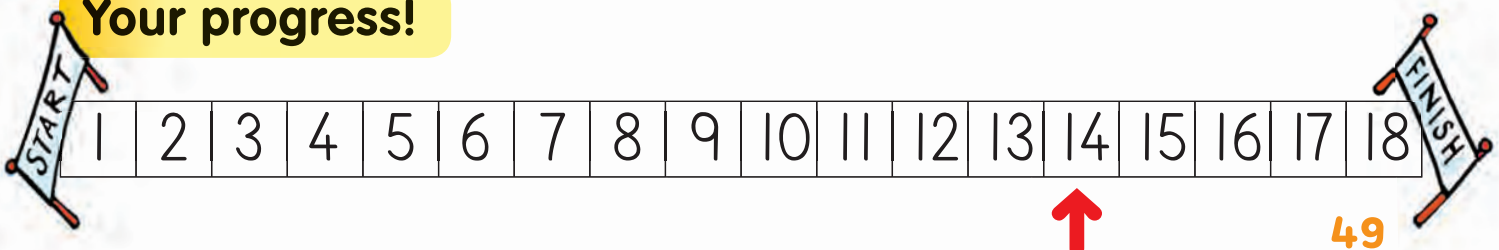
She's wearing a yellow T-shirt. **L**



2 Write the secret message!









1 2 3 4 5

Your progress!



Unit 15 Lesson 1

1 Listen and say.

<p>①</p>  <p>mother</p>	<p>②</p>  <p>father</p>	<p>③</p>  <p>sister</p>	<p>④</p>  <p>brother</p>
<p>⑤</p>  <p>grandmother</p>	<p>⑥</p>  <p>grandfather</p>	<p>⑦</p>  <p>aunt</p>	<p>⑧</p>  <p>uncle</p>

2 Choose and say.

mother father
sister brother
grandmother grandfather
aunt uncle

old young
tall short




The uncle.

The uncle is tall.



Unit 15 Lesson 2

1 Listen and read. Say.



2 Write my, your or our.



Unit 15 Lesson 3

1 Listen and repeat. Then circle and say.

mother father doctor listen sofa kittenen

2 Add punctuation.

- 1 My watch is new.
- 2 Your caps aren't new.
- 3 Our car isn't big.
- 4 Your school isn't old.


3 Listen and sing.



My mother and my father,
My brothers, my sisters and me,
We're a very special family!


Your mother and your father,
Your brothers, your sisters and you,
You're a very special family, too!

Our mothers and our fathers,
Our brothers and sisters, too,
Families are special! Families are good!



Unit 16 Lesson 1

1 Listen and say.




2 Write.

- 1 He's looking at a _____.
- 2 He isn't listening to a _____.
- 3 He isn't riding a _____.
- 4 She's looking in a _____.
- 5 She isn't reading a _____.
- 6 She isn't talking on a _____.



Unit 16 Lesson 2

1 Listen and read. Say.



2 Listen, read and say.



We're sharing our toys, look, look, look!
We're sharing his bicycle and my book,
We're sharing her dolls and their CDs,
We're sharing our toys, my friends and me!

Unit 16 Lesson 3

1 Listen and repeat. Then circle and say.

ba**g** ma**a**gazine keb**a**b sa**a**ndwich ca**t** va**n**

2 Choose.



1 Her

His watch is yellow.

Their

2 His

Her bag is brown.

Their

3 His

Her bicycle is grey.

Their

3 Write.

1 She has a watch. _____ watch is big.

2 They have a cat. _____ cat is nice.

3 She has a mobile phone. _____ mobile phone is red.

4 He has a cap. _____ cap is white.

Unit 17 Lesson 1

1 Listen and say.

① Saturday

② Sunday

③ Monday


④ Tuesday

⑤ Wednesday

⑥ Thursday

⑦ Friday


2 Say the next seven days.




Thursday, Friday, Saturday, Sunday, Monday,
Tuesday, Wednesday

Unit 17 Lesson 2

1 Listen and read. Say.



2 Point, ask and say.



What day is it?

It's Wednesday.

What time is it?


It's one o'clock.

Unit 17 Lesson 3

1 Listen and repeat. Then circle and say.

Thursday three thirteen thank you
this that these those

2 Listen, read and sing.



3 Complete and sing.

What day is it? Let me see.

It's _____ today.

What time is it? Let me see.

It's _____ o'clock. OK?

Revision 5


1 Play. Ask questions to guess the person.




Monday



Monday



Wednesday

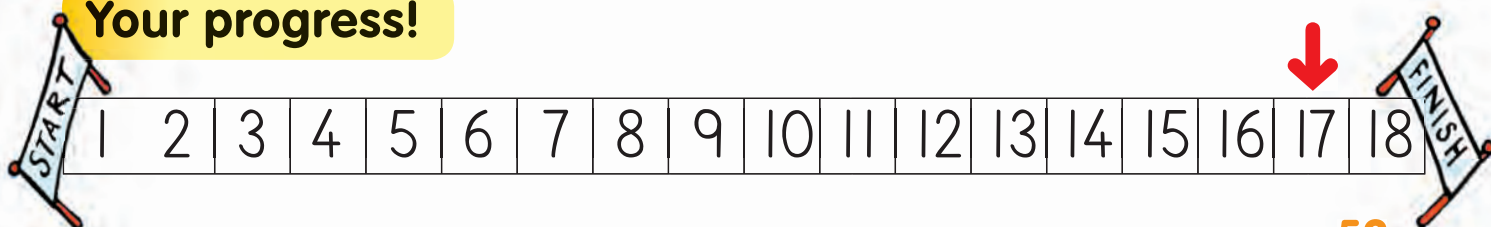


Wednesday

What day is it?
What time is it?
What colour are her trousers?



Your progress!



Unit 18 Lesson 1

1 Point and say.




2 Say three more words.

chair

table, desk, bed

Unit 18 Lesson 2

1 Listen and read. Say.



2 Read, listen and say.

Where is she? Listen and guess.
There are lots of chairs and desks.
She's at school! Yes! Yes!



Where are they? Listen and guess.
There's a chair and there are beds.
They're at home! Yes! Yes!



Unit 18 Lesson 3

1 Point and say.



Saturday Sunday Monday Tuesday Wednesday Thursday Friday


2 Say three more words.

mother

father, sister, brother

Unit 18 Lesson 4

1 Listen and read. Say.



2 Listen, read and sing.

Saturday, Sunday and Monday too,
Every day is good at school!
Tuesday's nice and Wednesday's fun,
With my friends or on my own,
Then it's Thursday, then Friday,
Every day of the week is great!



Make every day a special day!

Macmillan Education
Between Towns Road, Oxford OX4 3PP
A division of Macmillan Publishers Limited
Companies and representatives throughout the world

ISBN: 978-0-230-02897-5

Text © Nick Beare 2008
Design and illustration © Macmillan Publishers Limited 2008

First published 2008

All rights reserved; no part of this publication may be reproduced, stored in a retrieval system, transmitted in any form, or by any means, electronic, mechanical, photocopying, recording, or otherwise, without the prior written permission of the publishers.

Designed by Ken Vail Graphic Design, Cambridge
Illustrated by Juliet Breese, Sue King and David Till
Cover design by Andrew Magee
Cover illustration by David Till

The authors and publisher would like to thank the following people for their invaluable advice, contribution and support in the writing of this work for use in schools in the Kurdistan Region:

Content Supervision:
Mrs Nasreen Anwar Rashid
English Language Development and Evaluation Committee

Technical Supervision:
Mr Kawkaz Hussien Aziz
Mr Sabah Saed Abdullah
Mr Karim Mawlood Salih
Mr Ziad Khalil Ali

Kurdish pages:
Mr Shaswar Kamal Mahmood
Printed and bound in Malaysia

2012 2011 2010 2009
10 9 8 7 6 5 4 3 2