

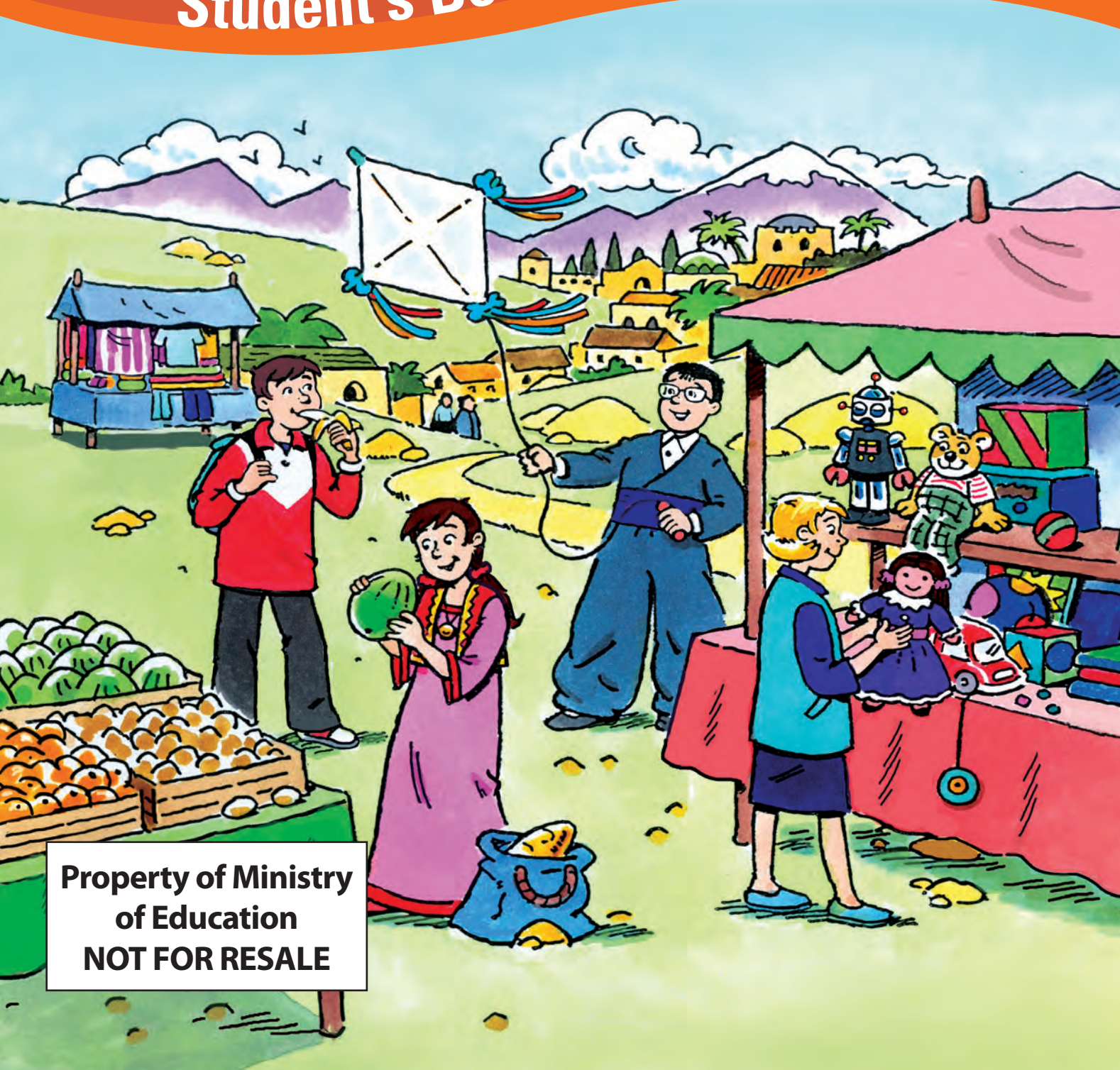


Kurdistan Regional Government
Council of Ministers
Ministry of Education

Sunrise

4

Student's Book



Property of Ministry
of Education
NOT FOR RESALE

Map of the book

	Topic	Main language	Vocabulary	Pronunciation and spelling
Unit 1	Review	Review of level 3 verb <i>to be</i> , verb <i>to have</i>	Review of level 3 vocabulary	Review of pronunciation and spelling from level 3
Unit 2	Review	Review of level 3 Present continuous	Review of level 3 vocabulary	Review of pronunciation and spelling from level 3
Unit 3	The time	it's + the time <i>What time is it? It's five fifteen. It's five thirty, It's five forty-five.</i>	<i>twenty, thirty, forty, fifty, sixty, seventy, eighty, ninety, one hundred, twenty-two, thirty-three, forty-five, etc.</i>	<i>forty, horse, short, your, four, tall</i>
Unit 4	People	I/You/He/She/It/We/They <i>This is my mother. She has brown hair. Her eyes are blue. She's 35.</i>	<i>head, hair, ears, eyes, mouth, nose</i>	<i>mouth, mouse, house, our, cow, flower</i>
Unit 5	Suggestions	Let's + verb <i>I'm thirsty. Let's have a drink. That's a good idea!</i>	<i>happy, sad, hungry, thirsty, tired, bored</i>	<i>thirsty, thirty, girl, nurse, Kurdistan, purple</i>
Revision 1 (units 3–5)				
Unit 6	Abilities (1)	Can (affirmative and negative) <i>I can ... I can't ...</i>	<i>swim, play football, play basketball, play the guitar, make a card, fly</i>	<i>car, guitar, arm, father, aunt</i>
Unit 7	Abilities (2)	Can ...? questions <i>Can you speak Kurdish? Yes, I can / No, I can't.</i>	<i>speak English, speak Kurdish, use a computer, cook, dance, draw</i>	<i>hair, chair, their, where, there, wear, they're</i>
Unit 8	Daily life (1)	Present simple affirmative: I <i>I get up at seven o'clock.</i>	<i>get up, have breakfast, go to school, go home, have lunch, have dinner, go to bed</i>	<i>fig, floor, fish, fifty, five, elephant</i>
Revision 2 (units 6–8)				
Unit 9	Daily life (2)	Present simple affirmative: He/She/It <i>He lives in a flat.</i>	<i>live in a house, live in a flat, learn English, play with my friends, watch television, play computer games</i>	<i>do, to, two, doing, you, school</i>

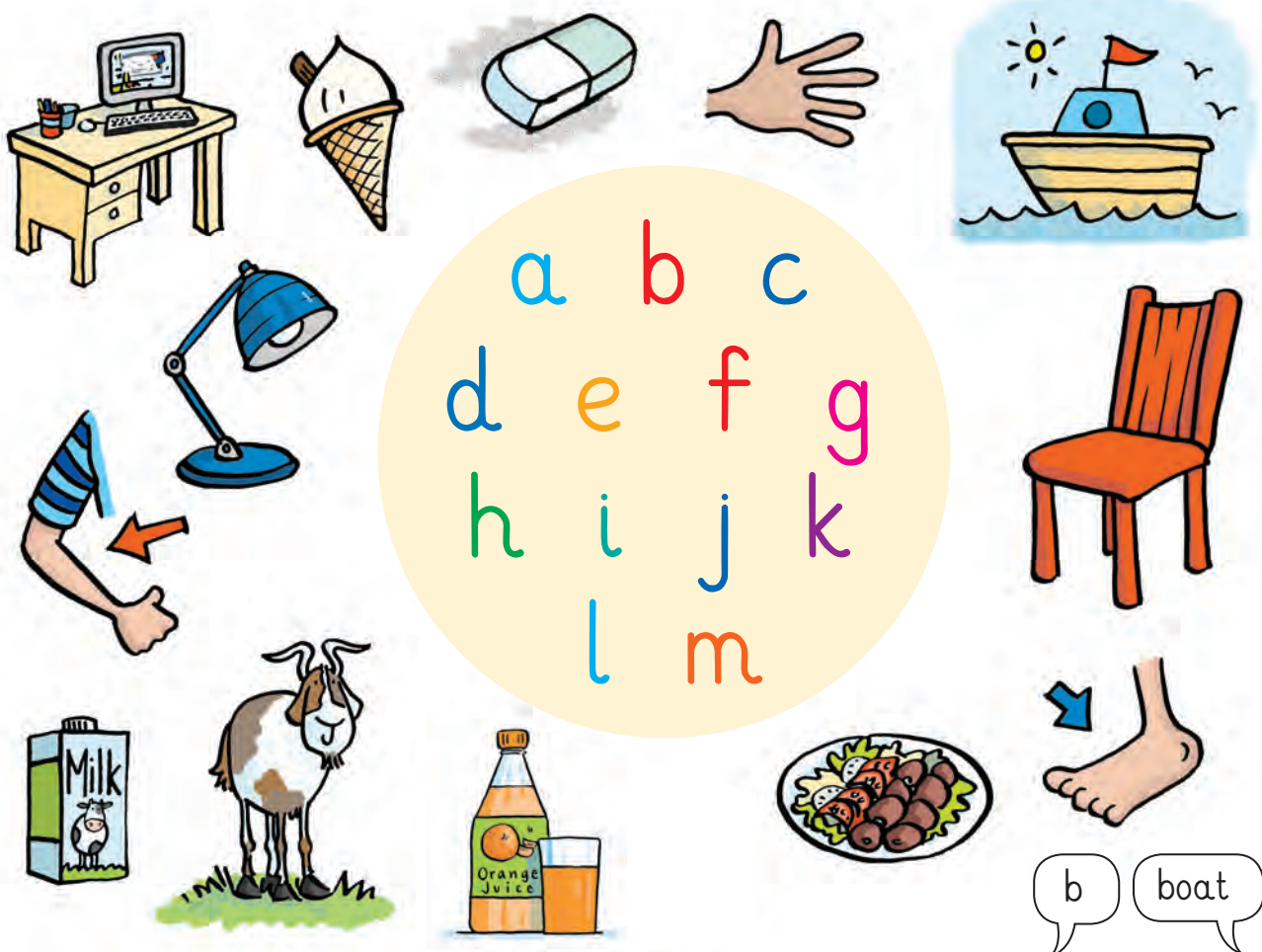
	Topic	Main language	Vocabulary	Pronunciation and spelling
Unit 10	Likes and dislikes (1)	Present simple negative: I <i>I don't like cheese.</i>	<i>cheese, fish, yogurt, honey, jam, ice cream</i>	<i>cheese, friends, vase, Thursday, rulers, zebra</i>
Unit 11	Likes and dislikes (2)	Present simple negative: He/She/It <i>He doesn't like lemons.</i>	<i>lemons, grapes, figs, apples, oranges, bananas</i>	<i>oranges, juice, jam, jug, jump, sandwiches</i>
Revision 3 (units 9-11)				
Unit 12	Daily routines	Present simple: They ... affirmative and negative <i>They get up / They don't get up at seven o'clock.</i>	<i>sleep, get up early, get up late, make your bed, tidy your room, go to the bazaar</i>	<i>home, sofa, goat, old, nose, yo-yo</i>
Unit 13	Animals	Present simple questions: Do you ...? <i>Do you like tigers? Yes, I do / No, I don't.</i>	<i>tiger, elephant, monkey, lion, snake, panda</i>	<i>different pronunciations of the letter a: car, train, bag, etc</i>
Unit 14	Places (1)	Present simple questions: Does he ...? <i>Does he work in a school? Yes, he does / No, he doesn't.</i>	<i>school, park, hospital, shopping mall, restaurant, market, house</i>	<i>different pronunciations of the letter e: desk, tree, mother, etc</i>
Revision 4 (units 12-14)				
Unit 15	Possessions	Present simple questions: Do they ...? <i>Do they have a bicycle? Yes, they do / No, they don't.</i>	<i>cap, jacket, scarf, gloves, sweater, umbrella</i>	<i>different pronunciation of the letter i: big, write, shirt, etc</i>
Unit 16	The day	Present simple with time expressions <i>He goes to the market in the morning.</i>	<i>in the morning, in the afternoon, in the evening, at night, on Monday, at six o'clock</i>	<i>different pronunciation of the letter o: box, you, nose, etc</i>
Unit 17	Places (2)	Prepositions of place <i>The market is next to the park.</i>	<i>next to, near, behind, between, in front of, a long way from</i>	<i>different pronunciation of the letter u: duck, house, your, etc</i>
Revision 5 (units 15-17)				
Unit 18	Review all units	Review: all language from Sunrise 4	Review: all vocabulary from Sunrise 4	

Unit 1 Lesson 1

1 Say the groups of letters. Say the alphabet.


abc def ghi jkl
mno pqr
stu vwx yz

2 Point and say letters. Say words.



Unit 1 Lesson 2

1 Listen and read. Say.



2 Read, listen and say.

- What's your name? My name's Ben.
- What's your surname? Clark.
- How old are you? I'm nine.
- Are you happy? Yes, I am.



Shivan Salar 11



Soma Salar 10



Polly Clark 10

Unit 1 Lesson 3

1 Listen. Say words with the same sound.

box nut train notebook
desk teacher reading write

box

doctor, doll

2 Say.

He has an ice cream.

She ...

They ...



3 Listen, read, sing and point.

Point at all the things around you,
Say *It's big* and say *It's small*.
Say *It's old* and say *It's new*.
Say *It's red* and say *It's blue*.

It's red.



Unit 2 Lesson 1

1 Point and say letters. Say words.



p pencil

2 Say and spell.

Spell nurse.


N - U - R - S - E

Unit 2 Lesson 2

1 Listen and read. Say.



2 Read, listen and say.



Unit 2 Lesson 3

1 Listen. Say words with the same sound.

big bag mother chips
shirt desk three this

big

milk, window

2 Ask and answer questions. Use the words in the box.

eating sleeping drinking jumping



Is the goat eating?

Yes, it is.

3 Read. Match the names with the people.



Mr Clark

Mrs Clark

Mr Salar

Mrs Salar

Mr and Mrs Salar are in the town. Mrs Salar is buying apples. Mr Salar is looking at the cars.

Mr and Mrs Clark are in the town too. Mrs Clark is buying shoes. Mr Clark is taking a photo.

Unit 3 Lesson 1

1 Listen and say.

①

20

twenty

②

30

thirty

③

40

forty

④

50

fifty

⑤

60

sixty

⑥

70

seventy

⑦

80

eighty

⑧

90

ninety

⑨

100

one hundred

2 Listen and point. Then point and say.

26 39 47 53 65 74 82 91



Unit 3 Lesson 2

1 Listen and read. Say.



2 Read, listen and say.



What time is it?


It's ten thirty.

It's time to have our English class.

Great!



have our English class



have a sandwich



have lunch



have orange juice

Unit 3 Lesson 3

1 Listen and repeat. Then point and say.

forty horse short your four tall

2 Point and say the times.



It's six fifteen.



3 Listen and sing.






What time is it?
It's eight thirty. Oh no!
Hurry, hurry, hurry,
It's time to go!



What time is it?
It's nine o'clock. Great!
We're at school now,
We aren't late!

Unit 4 Lesson 1

1 Listen and say.



2 Listen and do.



Touch your nose.




Touch your hair.



Touch your ears.

Unit 4 Lesson 2

1 Listen and read. Say.



2 Read, listen and say.

My hair is brown,
My eyes are brown, too,
His hair is black
And his eyes are blue.
Black, brown, green, blue,
Red, white and grey, too.
We're all different and it's fun!



Unit 4 Lesson 3

1 Listen and repeat. Then point and say.

mouth mouse house our cow flower

2 Point and say.



His hair is grey.



Their eyes are green.



He has grey hair.




They have green eyes.

3 Read. Match the names with the pictures.

- 1 Mr Happy has a big nose and a big mouth. His hair is brown. He has green eyes.
- 2 Mr Funny has black hair and blue eyes. He has a small mouth and small ears.
- 3 Mr Good has black hair and blue eyes. He has a small mouth and big ears.

This is my favourite computer game.

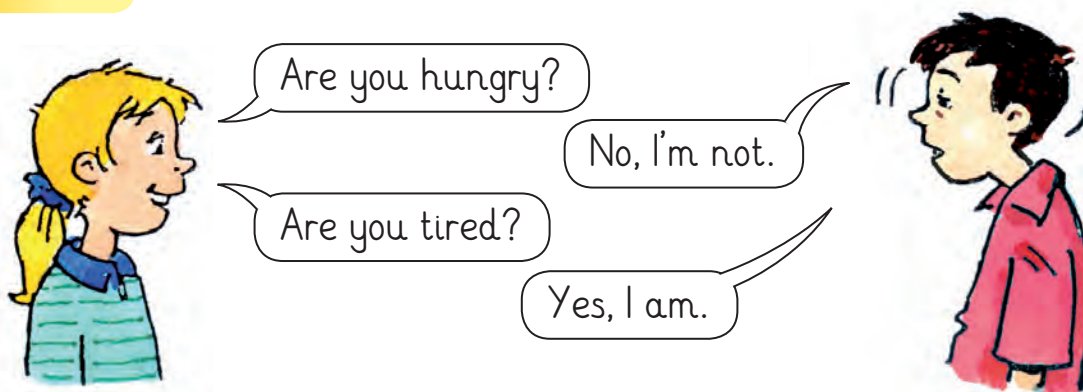


Unit 5 Lesson 1

1 Listen and say.




2 Act.




Unit 5 Lesson 2

1 Listen and read. Say.



2 Read, listen and say.



tired
hungry
thirsty
bored
sad



have a rest
eat a sandwich
have a drink of water
listen to music
sing a happy song

Unit 5 Lesson 3

1 Listen and repeat. Then point and say.

thirsty thirty girl nurse Kurdistan purple

2 Say.



Let's eat biscuits!

That's a good idea!

3 Listen, read and sing.

Let's be happy,
Let's run and play,
Let's ride our bikes,
Let's have a good day!

Let's help our dads,
Let's help our mums,
Let's be friends,
Let's have fun!



Revision 1

1 Make number cards. Play a game.

- 1 Take a number card.
- 2 Move the number of spaces on the card.
- 3 Write the word on your space in your notebook.
- 4 Collect words to make sentences. Write the sentences in your notebook.
- 5 Win a point for each correct sentence!



START	four	is	I'm	sad	fifty	black	let's
tired							her
thirty							hair
fair							it's
happy							I'm
five							hungry
it's							her
fifteen							hair
brown	is	is	I'm	six	ten	thirsty	black

Your progress!



1 2 3 4 5 6 7 8 9 10 11 12 13 14 15 16 17 18



19



Unit 6 Lesson 1

1 Listen and say.



2 Act and guess.



You're playing football.



That's right!

Unit 6 Lesson 2

1 Listen and read. Say.



2 Read, listen and say.

I can sing! La la la la!
But I can't play the guitar,
You can play the guitar. OK!
We can sing a song today.



Unit 6 Lesson 3

1 Listen and repeat. Then point and say.

car guitar arm father aunt


2 Say.

swim play football play basketball play the guitar fly

I can play football.

I can't play the guitar.

3 Read. Close your book and talk about the farm.



Unit 7 Lesson 1

1 Listen and say.



2 Listen and do.




Unit 7 Lesson 2

1 Listen and read. Say.



2 Read, listen and say.

play the guitar
speak English
speak Kurdish
swim
play football
use a computer



Unit 7 Lesson 3

1 Listen and repeat. Then point and say.

hair chair their where there wear they're

2 Ask and answer.

Can your mother sing?

Yes, she can.

Can your brother ride a bike?

No, he can't.

3 Listen and sing.

Can you sing?

Yes, yes, yes.

Yes, I can. It's fun!

Can you dance?

No, I can't.

But I want to learn!

We can learn at school.


We can learn when we play.

We can learn new things every day!



Unit 8 Lesson 1

1 Listen and say.



2 Listen and match.



- 1 get up
- 2 have breakfast
- 3 go to school
- 4 go home
- 5 have lunch
- 6 have dinner
- 7 go to bed



Unit 8 Lesson 2

1 Listen and read. Say.



2 Read, listen and say.

I have breakfast every day,
I have lunch and dinner.
I eat lots of healthy food,
I want to be a winner!
Fruit and salad are healthy food!
Fruit and salad are good for you!



Eat healthy food!

Unit 8 Lesson 3

1 Listen and repeat. Then point and say.

fig four fish fifty five elephant

2 Say.



at ...

I get up at seven o'clock.



at ...



at ...



at ...

3 Read. Then say who it is.



These are my friends.



My name's Tina.
I get up at six thirty.
I go to bed at ten o'clock.

My name's Lorna.
I have breakfast at seven fifteen. I go home at two thirty.



My name's Kirsty.
I get up at seven o'clock. I go to school at eight o'clock.



I go to bed at ten o'clock.

I get up at seven o'clock.

I have breakfast at seven fifteen.

Revision 2

1 Play.



Katy
get up – 7.00
play the guitar



Joe
get up – 7.30
sing



Lucy
get up – 7.30
swim



Jack
get up – 7.00
play football



Emma
get up – 7.00
dance



Tom
get up – 7.00
draw



Rose
get up – 7.00
use a computer



Max
get up – 7.30
play basketball

I get up at seven thirty.

Can you use a computer?

No, I can't.

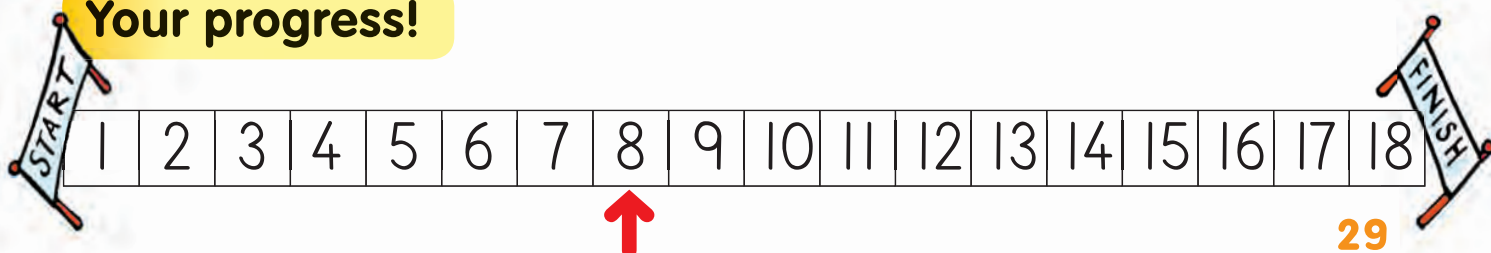
Can you sing?

Yes, I can.

You're Joe!

That's right!

Your progress!



Unit 9 Lesson 1

1 Listen and say.

①



live in a house

②



live in a flat

③



learn English

④



play with my friends

⑤



watch television

⑥



play computer games

2 Say.



Two, three, five.


That's right!

Live in a flat, learn English, watch television.



Unit 9 Lesson 2

1 Listen and read. Say.



2 Read, listen and say.

mother father sister brother friend

get up have breakfast/lunch/dinner go to bed



Tell me about your mother.

She gets up at seven o'clock.

My mother gets up at seven thirty.



Unit 9 Lesson 3

1 Listen and repeat. Then point and say.

do to two doing you school

2 Say.

My friend gets up at seven o'clock.

1 My friend at ...



3 My friend at ...



2 My friend at ...



4 My friend at ...



3 Listen, read and sing.

The sun goes up in the sky, sky, sky,
We all see our friends and say, Hi! Hi!

The sun goes down in the sky, sky, sky,
We all go home! Goodbye, goodbye!

The moon goes up in the sky, sky, sky,
We all go to bed! Goodnight, goodnight!



Unit 10 Lesson 1

1 Listen and say.

①



cheese

②



fish

③



yogurt

④



honey

⑤



jam

⑥



ice cream

2 Say.



He likes cheese.





She likes yogurt.

I like ...

Unit 10 Lesson 2

1 Listen and read. Say.



2 Read, listen and say.

I like orange juice,
I don't like tea.
I'm thirsty! Can I have
Orange juice, please?
I like sandwiches,
I don't like fish.
I'm hungry! Please can I have
A sandwich and chips?



Unit 10 Lesson 3

1 Listen and repeat. Then point and say.

friends_s rulers_s cheese_e vase_e Thurs_sday zebra

2 Choose and say.

- 1 I get up at seven o'clock.
don't get up
- 2 I have lunch at two o'clock.
don't have lunch
- 3 I go to bed at ten o'clock.
don't go to bed

3 Read. Match the pictures with the speech bubbles.



I'm Tom. I have a sister. At home I listen to music.

My name is Matt. I have two sisters. At home I listen to music.

I'm Darren. I have a sister. I don't listen to music at home. I play computer games.

Unit 11 Lesson 1

1 Listen and say.

①



lemons

②



grapes

③



figs

④



apples

⑤



oranges

⑥



bananas

2 Point and say.





I like bananas.



I don't like lemons.

Unit 11 Lesson 2

1 Listen and read. Say.



2 Read and listen. Talk to your classmates.

your brother your sister your mother
your father your friend



Tell me about your brother.

He doesn't like fish.

What about you?

I like fish.



Unit 11 Lesson 3

1 Listen and repeat. Then point and say.

oranges juice jam jug jump sandwiches

2 Choose and say.

- | | | |
|--------------|--------------------------------|-------------------|
| 1 He | get up
gets up | at six thirty. |
| 2 He doesn't | go to school
goes to school | at seven fifteen. |
| 3 He doesn't | have lunch
has lunch | at one o'clock. |

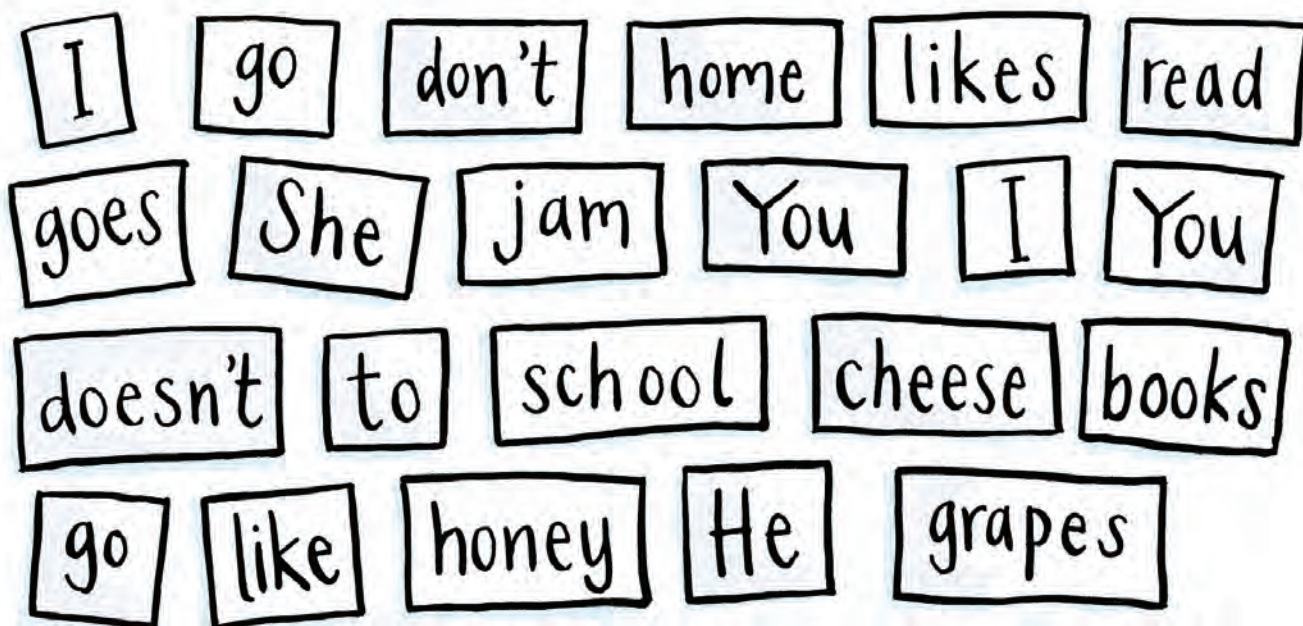
3 Listen, read and sing.



Lazy Larry gets up late,
He doesn't go to school.
He doesn't sing, he doesn't have fun,
He doesn't laugh, he doesn't run.
He sits on the sofa, he sleeps all day,
You're crazy, Lazy Larry! Get up and play!

Revision 3

1 Make cards with these words.



2 Play the game.

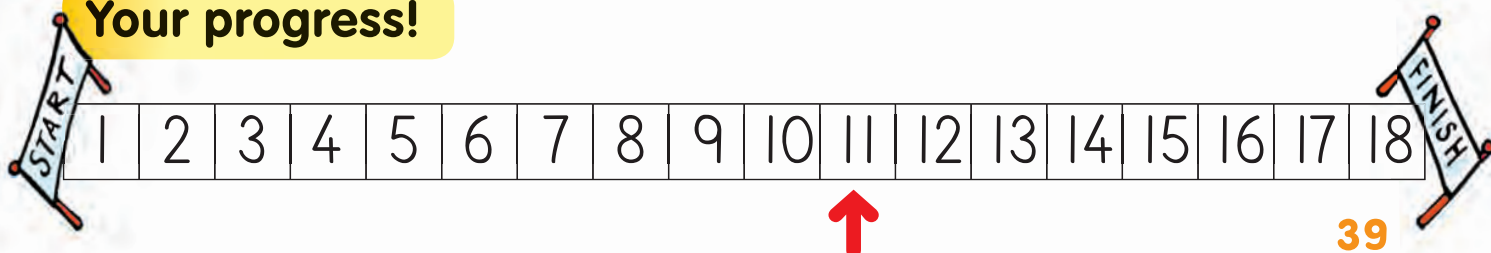
- 1 Take turns to choose six cards.
- 2 Can you make a sentence?
Write the sentence in your notebook.
- 3 Win one point for each correct sentence.
- 4 Put the cards back.



You don't like cheese.



One point!

Your progress!



Unit 12 Lesson 1

1 Listen and say.



2 Say.





I tidy my room.

I don't get up late.



Unit 12 Lesson 2

1 Listen and read. Say.



2 Read, listen and say.

My big sisters don't go to bed late,
My big sisters go to bed at nine,
But they don't read, they don't sleep,
They talk and they talk all night!



Unit 12 Lesson 3

1 Listen and repeat. Then point and say.

sofa old yo-yo nose home goat

2 Choose and say.

- | | | |
|-------------------------|-------------------|-------------|
| 1 Soma | tidy
tidies | her room. |
| 2 Soma and Shivan don't | gets up
get up | late. |
| 3 Ben doesn't | get up
gets up | early. |
| 4 Ben and Polly | make
makes | their beds. |

3 Read. Close your book. Talk about Sherin and Banaz.



They don't get up late on Friday. They get up early.
They make their beds and they tidy their rooms. They
have breakfast at nine thirty. Friday is their favourite day!

Unit 13 Lesson 1


1 Listen and say.

①



tiger

②



elephant

③



monkey

④



lion

⑤



snake

⑥



panda

2 Point and say.



Unit 13 Lesson 2

1 Listen and read. Say.



2 Read, listen and say.



Do you like tigers?

Yes, I do.

Do you like tigers?

No, I don't.

Unit 13 Lesson 3

1 Listen. Say words with the same sound.

car train bag hair

2 Ask and answer questions. Use the words in the box.


like elephants?
tidy your room?
play computer games?
make your bed?

Do you tidy your room?

Yes, I do.

3 Listen, read and sing.

Do you get up early?
Yes, I do. It's very nice.
Do you go to bed late?
No, I don't. That isn't right.
Do you sleep at school?
No, I don't. No way!
Do you like your classes?
Yes, I do. They're great!



Enjoy your classes!

Unit 14 Lesson 1

1 Listen and say.



2 Ask and answer.





How many schools are there?

There are two.


Unit 14 Lesson 2

1 Listen and read. Say.



2 Read, listen and say.

This is Ricky Robot,
Look at him! He's new!
Does he speak English?
Yes, he does. That's good!
Does he say *Please* and *Thank you*?
No, he doesn't. That's not good.
He's clever but he's very, very rude!



Unit 14 Lesson 3

1 Listen. Say words with the same sound.

desk tree mother they where

2 Read. Ask and answer questions.



I get up at eight fifteen. I go to school at nine o'clock. I go to bed at ten o'clock.



I get up at seven forty-five. I go to school at eight thirty. I go to bed at ten fifteen.

Does he go to school at nine o'clock?

Yes, he does.

3 Read. Talk about Soma and Shivan.



Soma, do you like kebabs?

Yes, I do. They're delicious.

Does your brother like kebabs?

No, he doesn't.

Do you like pizzas?

Yes, I do. My brother likes pizzas too.



Soma likes kebabs.

Revision 4

1 Make number cards. Play a game.

1

2

3

4

5

6

7

8



A

B

- 1 Do
- 2 Does
- 3 Do
- 4 Does
- 5 Do
- 6 Does
- 7 Do
- 8 Does

- 1 Yes, he does.
- 2 Yes, I do.
- 3 No, I don't.
- 4 No, he doesn't.
- 5 Yes, I do.
- 6 Yes, he does.
- 7 No, I don't.
- 8 No, he doesn't.

- 1 Take a card.
Read the word in A.
Make a question
with *you* or *he*.
- 2 Take another card.
Read the answer in B.
- 3 If A and B match, win
one p

2

Does ... he speak English?

No, I don't. No point.

3

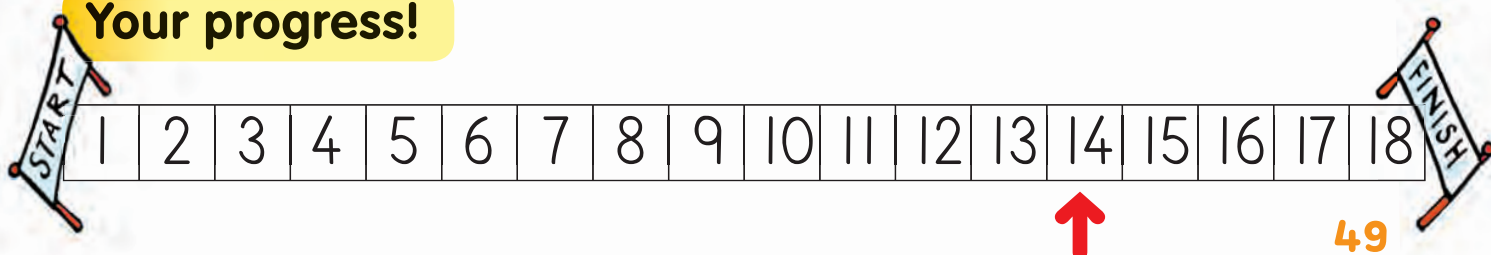
6

Does ... he like cheese?

Yes, he does! One point!

1

Your progress!



Unit 15 Lesson 1

1 Listen and say.

①



cap

②



jacket

③



scarf

④



gloves

⑤



sweater

⑥



umbrella

2 Read the questions. Choose the answers.



Does he have a scarf?
Does he have gloves?



Does she have an umbrella?
Does she have a scarf?



Yes, he does.
Yes, she does.
No, she doesn't.
No, he doesn't.

Unit 15 Lesson 2

1 Listen and read. Say.



2 Read, listen and say.



Hewler Football Club



Silemani Football Club



Dohuk Football Club



Look! These people play for Hewler Football Club.

Do they wear black and yellow shirts?

Do they wear green shorts?

Yes, they do.

No, they don't.




Unit 15 Lesson 3

1 Listen. Say words with the same sound.

big write shirt

2 Ask and answer questions.



Do they have bicycles?

Yes, they do.



3 Listen, read and sing.

Do monkeys like bananas?

Yes, they do. Yes, they do.

Monkeys like bananas and I like you!

Do monkeys like kebabs?

No, they don't, it isn't true.

Monkeys like bananas and I like you!



Unit 16 Lesson 1

1 Listen and say.

①



in the morning

②



in the
afternoon

③



in the evening

④



at night

⑤



on Monday

⑥



at six o'clock

2 Say sentences about yourself.

I get up ...
I watch television ...
I go to bed ...
I have dinner ...
I have breakfast ...
I don't go to school ...


in the morning
in the afternoon
in the evening
at night
on Friday
at ... o'clock



I get up at
seven o'clock.

Unit 16 Lesson 2

1 Listen and read. Say.



2 Read, listen and say.

I go to school in the morning,
In the afternoon my friends play with me.
My father comes home in the evening,
At night he talks to Mum and drinks tea.
We're busy, busy, busy, busy, busy,
We're a very busy family!



Unit 16 Lesson 3

1 Listen. Say words with the same sound.

box you nose forty

2 Ask and answer. Use the words in the box.

play computer games
watch television
read books
in the morning
in the evening



Do they play computer games in the morning?


Yes, they do.

3 Read. Make a picture!

Shivan is very clever. He learns English with these pictures. You can make one of these pictures. Follow the instructions.



Cut pictures of faces from magazines.



Stick the faces on paper.





Draw and write.



Unit 17 Lesson 1

1 Listen and say.



2 Read and say, Yes or No.

- 1 The girl is between the flowers and the house.
- 2 The tree is in front of the house.
- 3 The flowers are near the house.
- 4 The car is behind the house.
- 5 The cow is long way from the house.
- 6 The girl is next to the house.



Unit 17 Lesson 2

1 Listen and read. Say.



2 Read, listen and say.



Excuse me. Where is the school?

It's next to the park.

Thank you.

You're welcome.



Unit 17 Lesson 3

1 Listen. Say words with the same sound.

duck house your nurse ruler

2 Ask and answer questions.



Where is the monkey?

It's in front of the elephant.


3 Listen, read and sing.

Let's fly over my town!
That's the hospital!
It's behind the restaurant.
It's near the shopping mall.
Look! That's the park!
It's next to my school.
And look! That's my house!
Let's go in! It's cool!




Revision 5

1 Make cards like this. Play the game.




- 1 Put the cards face down on the table.
- 2 Take turns to pick up two cards.

If the cards don't make a pair ...



... you put the cards back in the same place.

If the cards make a pair ...

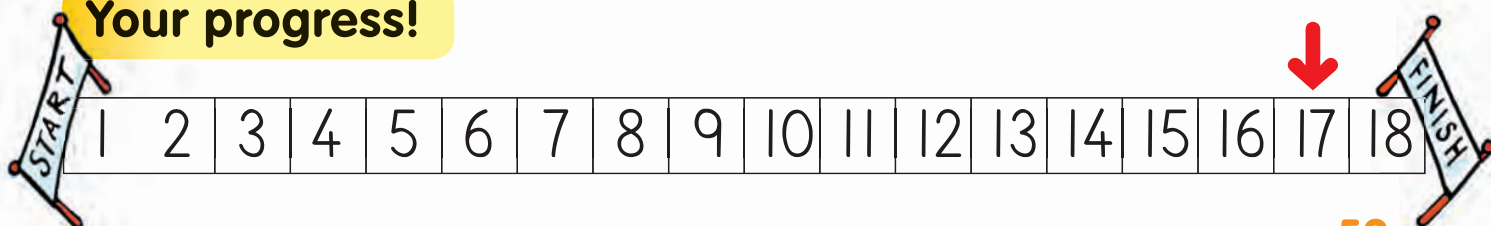


... you keep the cards.



- 3 Count your cards at the end of the game.
Who is the winner?

Your progress!



Unit 18 Lesson 1

1 Point and say.

20 30 40 50 60 70 80 90 100



2 Say three more words.

cheese

fish, yogurt, honey

Unit 18 Lesson 2

1 Listen and read. Say.



2 Read, listen and say.

What time is it?
It's time to go.
Goodbye, my friends,
I can't stay. No!
I like this class,
I like this school,
But it's time to go home,
See you soon!



Unit 18 Lesson 3

1 Point and say.



2 Say three more words.

cap

scarf, gloves, umbrella

Unit 18 Lesson 4

1 Listen and read. Say.



2 Listen, read and sing.

I have friends all around the world,
Lots of friends, boys and girls,
I talk with my friends, we play in the sun,
I share with my friends and we have fun.

Some friends are short,
Some friends are tall,
They're all different,
But I like them all!

